

MPP (molypermalloy powder)

Description

- 80% nickel, 2% molybdenum iron alloy powder
- Distributed air gap throughout core material
- Relatively High Saturation flux density (Bs)
- Low residual flux density
- High temperature stability
- Lowest core losses

Characteristics

Material name	MPP
Material grade	98
Permeability (μ i) at 10kHz, 10 gauss	173
Power Loss Density (mW/cm ³) at 50 kHz, 1000 gauss	400
Flux Density at 200 Oersteds (gauss)	7800
DC bias measured at 80% permeability (Oersteds)	18
Maximum Operating Temperature (°C)	200
Core colour	Dark blue

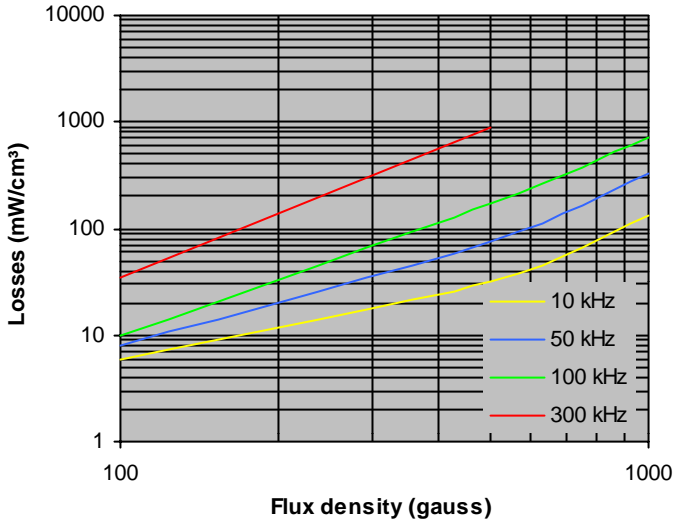
Note: The values listed above are typical and may vary depending on core shape and size. Permeability is for reference only as cores are made to the AL values listed.

Typical Applications

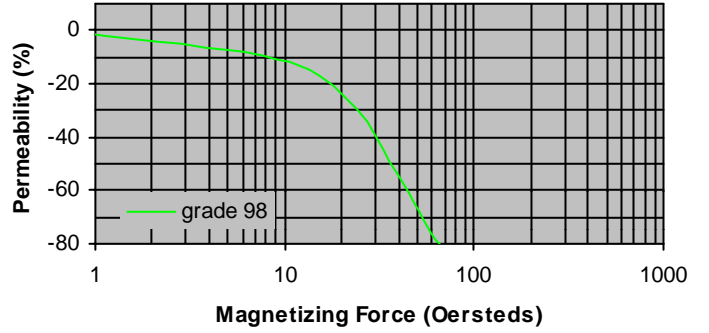
- Output filter inductors for SMPS
- High Q filters
- EMI / RFI filters
- Precision inductors with high temperature stability

Performance graphs

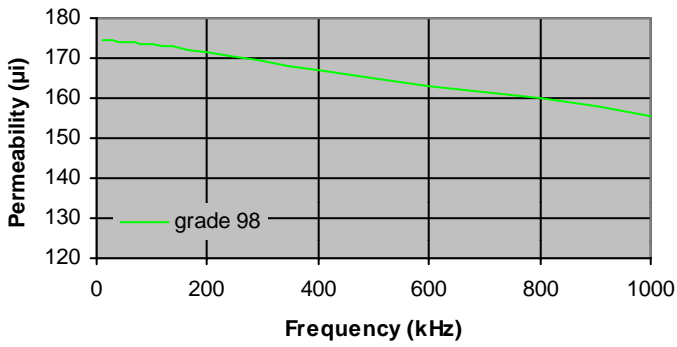
Power Loss Density vs Flux Density
98 grade, 173 μ i



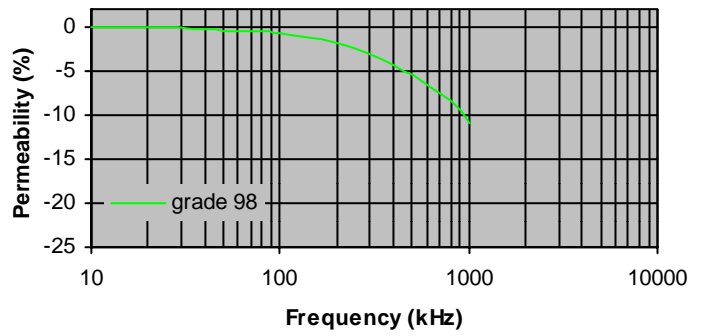
Permeability vs DC Bias



Permeability vs Frequency



Permeability vs Frequency



Note: the right to change specification data as required without notice is reserved.

